



EEMUA 133 Lead covered armoured Power Cables to BS 5467, 600/1000V

Application

These power and control cables are used for electricity supply in low voltage installation system. They are well adapted to underground use in industrial applications, in moist areas, where hydrocarbon and mechanical protections are needed and are protected against solvent penetration and corrosive attacks. The lead cover brings an enhanced resistance to aromatic hydrocarbons.

Construction

Conductor	Stranded copper conductor, Class 2 to BS 6460, IEC 60228.
Insulation	XLPE (Cross-Linked Polyethylene) Type GP 8 or ethylene propylene rubber (GP 6)
Colour Code	1 Core: Brown 2 Cores: Brown or Blue 3 Cores: Brown, Black, Grey 4 Cores: Blue, Brown, Black, Grey 5 Cores: Green/Yellow, Blue, Brown, Black, Grey Above 5 Cores: White Cores with black numerals
Bedding	PVC (Polyvinyl Chloride)
Protection	LC (Lead alloy 'E') sheathed
Inner Sheath	PVC (Polyvinyl Chloride)
Armour	Single Core: AWA (Aluminum Wire Armour) Multi Core: SWA (Steel Wire Armour)
Outer Sheath	PVC(Polyvinyl Chloride), or anti-rodent and anti-termite PVC(optional)

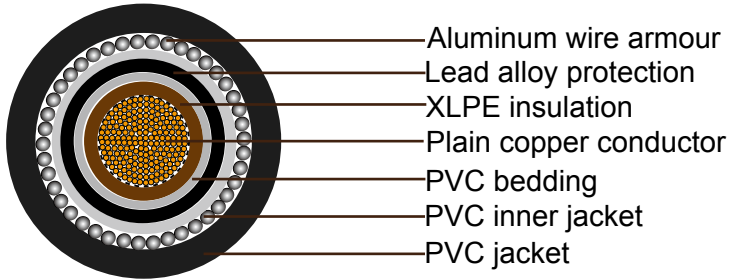
Technical Information

Voltage rating	600/1000V
Temperature rating	0°C to +90°C
Bending radius	12 x overall diameter
Flame retardant	IEC60332 part 1, BS4066 part 1



Cable Parameter

Single-core 600/1000 V cables with lead sheath




Nominal Cross-sectional Area	Strand Type	Nominal Insulation thickness	Nominal Lead sheath thickness	Nominal Inner Sheath thickness	Nominal Alum wire Armor dia.	Nominal Outer Sheath thickness	Approx. Overall Diameter	Approx Weight
mm ²	No./mm	mm	mm	mm	mm	mm	mm	kg/km
1x50	19/1.78	1	1.2	0.8	1.37	1.5	20	1285
1x70	19/2.14	1.1	1.2	0.8	1.37	1.5	22	1605
1x95	19/2.52	1.1	1.2	0.8	1.37	1.6	24	1965
1x120	37/2.03	1.2	1.3	0.8	1.37	1.6	25.5	2365
1x150	37/2.25	1.4	1.3	1	1.37	1.7	28	2800
1x185	37/2.52	1.6	1.4	1	1.72	1.8	31	3490
1x240	61/2.25	1.7	1.5	1	1.72	1.8	34	4300
1x300	61/2.52	1.8	1.6	1	1.72	1.9	37	5203
1x400	61/2.85	2	1.7	1.2	2.14	2	42	6615



Addison Cables

BS5467 Armoured Power Cables, 600/1000V

Two-core 600/1000 V cables with lead sheath

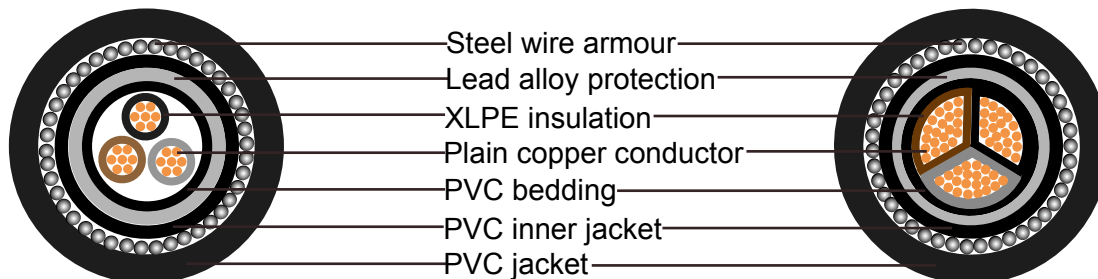


Nominal Cross-sectional Area	Strand Type	Nominal Insulation thickness	Nominal Lead sheath thickness	Nominal Inner Sheath thickness	Nominal Steel Wire Armor dia.	Nominal Outer Sheath thickness	Approx. Overall Diameter	Approx Weight
mm ²	No./mm	mm	mm	mm	mm	mm	mm	kg/km
2x1.5	7/0.53	0.6	1.2	0.8	0.9	1.3	16.5	780
2x2.5	7/0.67	0.7	1.2	0.8	0.9	1.4	17.2	985
2x4	7/0.85	0.7	1.2	0.8	0.9	1.4	18.4	1100
2x6	7/1.04	0.7	1.2	0.8	0.9	1.4	19.6	1240
2x10	7/1.35	0.7	1.2	0.8	0.9	1.5	20.8	1430
2x16	7/1.70	0.7	1.2	0.8	1.25	1.5	21.8	1700
2x25	7/2.14	0.9	1.2	0.8	1.25	1.6	25.5	2060
2x35*	7/2.52	0.9	1.3	1	1.6	1.7	29.4	2670
2x50*	19/1.78	1.0	1.2	1	1.6	1.8	27.2	2640
2x70*	19/2.14	1.1	1.3	1	1.6	1.9	30.5	3400
2x95*	19/2.52	1.1	1.4	1.2	2.0	2.0	34.5	4530
2x120*	37/2.03	1.2	1.4	1.2	2.0	2.1	37.8	5170
2x150*	37/2.25	1.4	1.5	1.2	2.0	2.2	41.1	6120
2x185*	37/2.52	1.6	1.6	1.4	2.5	2.4	46.3	7710
2x240*	61/2.25	1.7	1.8	1.4	2.5	2.5	51.7	9650
2x300*	61/2.52	1.8	1.9	1.6	2.5	2.6	56.3	11510

* D-shaped stranded conductor



Three-core 600/1000 V cables with lead sheath



Nominal Cross-sectional Area	Strand Type	Nominal Insulation thickness	Nominal Lead sheath thickness	Nominal Inner Sheath thickness	Nominal Steel Wire Armor dia.	Nominal Outer Sheath thickness	Approx. Overall Diameter	Approx Weight
mm ²	No./mm	mm	mm	mm	mm	mm	mm	kg/km
3x1.5	7/0.53	0.7	1.2	0.8	0.9	1.3	17	945
3x2.5	7/0.67	0.7	1.2	0.8	1.25	1.4	19	1160
3x4	7/0.85	0.7	1.2	0.8	1.25	1.4	20.5	1325
3x6	7/1.04	0.7	1.2	0.8	1.25	1.4	21.5	1490
3x10	7/1.35	0.7	1.2	0.8	1.25	1.5	23	1750
3x16	7/1.70	0.7	1.2	0.8	1.6	1.6	26.5	2150
3x25	7/2.14	0.9	1.3	1	1.6	1.7	31	3175
3x35	7/2.52	0.9	1.3	1	1.6	1.8	33	3500
3x50*	19/1.78	1	1.4	1	1.6	1.8	33.5	3905
3x70*	19/2.14	1.1	1.5	1	2	1.9	37.5	5195
3x95*	19/2.52	1.1	1.5	1.2	2	2.1	41.5	6365
3x120*	37/2.03	1.2	1.6	1.2	2.5	2.2	45.5	7935
3x150*	37/2.25	1.4	1.8	1.4	2.5	2.3	50.5	9645
3x185*	37/2.52	1.6	1.9	1.4	3.15	2.4	56.5	12195
3x240*	61/2.25	1.7	2	1.4	3.15	2.6	62	14765
3x300*	61/2.52	1.8	2.2	1.6	3.5	2.7	68.5	18300


* Shaped stranded conductor



Addison Cables

BS5467 Armoured Power Cables, 600/1000V

Four-core 600/1000 V cables with lead sheath

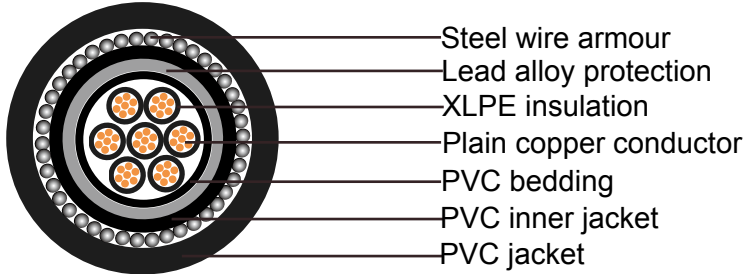


Nominal Cross-sectional Area	Strand Type	Nominal Insulation thickness	Nominal Lead sheath thickness	Nominal Inner Sheath thickness	Nominal Steel Wire Armordia.	Nominal Outer Sheath thickness	Approx. Overall Diameter	Approx Weight
mm ²	No./mm	mm	mm	mm	mm	mm	mm	kg/km
4x1.5	7/0.53	0.7	1.2	0.8	1.25	1.4	19	1140
4x2.5	7/0.67	0.7	1.2	0.8	1.25	1.4	20	1270
4x4	7/0.85	0.7	1.2	0.8	1.25	1.4	21.5	1455
4x6	7/1.04	0.7	1.2	0.8	1.25	1.5	22.5	1650
4x10	7/1.35	0.7	1.2	0.8	1.6	1.5	25	2130
4x16	7/1.70	0.7	1.2	0.8	1.6	1.6	28	2640
4x25	7/2.14	0.9	1.3	1	1.6	1.7	33	3635
4x35	7/2.52	0.9	1.5	1	2	1.8	36.5	4535
4x50*	19/1.78	1.0	1.4	1	2	1.9	38	5000
4x70*	19/2.14	1.1	1.6	1.2	2	2.1	42	6455
4x95*	19/2.52	1.1	1.7	1.2	2.5	2.2	47.5	8535
4x120*	37/2.03	1.2	1.8	1.4	2.5	2.3	52	10155
4x150*	37/2.25	1.4	1.9	1.4	3.15	2.4	58.5	12735
4x185*	37/2.52	1.6	2.1	1.4	3.15	2.6	63.5	15344
4x240*	61/2.25	1.7	2.2	1.6	3.5	2.7	71.5	19382
4x300*	61/2.52	1.8	2.4	1.6	4	2.9	78	21150

* Shaped stranded conductor



Multi-core 600/1000 V cables with lead sheath



Nominal Cross-sectional Area	Strand Type	Nominal Insulation thickness	Nominal Lead sheath thickness	Nominal Inner Sheath thickness	Nominal Steel Wire Armor dia.	Nominal Outer Sheath thickness	Approx. Overall Diameter	Approx Weight
mm ²	No./mm	mm	mm	mm	mm	mm	mm	kg/km
7x1.5	7/0.53	0.7	1.2	0.8	1.25	1.4	20.5	1290
12x1.5	7/0.53	0.7	1.2	0.8	1.6	1.5	23.5	1395
19x1.5	7/0.53	0.7	1.2	0.8	1.6	1.6	26.5	1720
27x1.5	7/0.53	0.7	1.3	1	1.6	1.7	30.5	1695
37x1.5	7/0.53	0.7	1.5	1	1.6	1.8	34	1960
7x2.5	7/0.67	0.7	1.2	0.8	1.25	1.4	21	2485
12x2.5	7/0.67	0.7	1.2	0.8	1.6	1.6	25.5	2070
19x2.5	7/0.67	0.7	1.3	1	1.6	1.7	29	2545
27x2.5	7/0.67	0.7	1.4	1	1.6	1.8	33.5	3205
37x2.5	7/0.67	0.7	1.5	1	2	1.8	37.5	2660
7x4	7/0.85	0.7	1.2	0.8	1.25	1.5	23.5	3260
12x4	7/0.85	0.7	1.3	1	1.6	1.6	28.5	4430
19x4	7/0.85	0.7	1.4	1	1.6	1.7	32.5	3310
27x4	7/0.85	0.7	1.5	1	2	1.9	38.5	4215
37x4	7/0.85	0.7	1.6	1.2	2	2	42.5	5440